



CNBC

CONVERGE LIVE

WELCOME PACK

22-23 April, 2026
Jewel, Singapore

REGISTRATION

CONVERGE LIVE will be held at Level 5 of the iconic Jewel, Singapore.

Upon arrival, please proceed to:

Level 5
Jewel Changi Airport
78 Airport Boulevard
Singapore 819666

Please present your business name card or photo ID at the registration counter.

Kindly note that registration starts at 8am SGT.

DRESS CODE

Given Singapore's warm weather conditions in April, we encourage all attendees to adhere to a business casual dress code.

The weather is set to be a high of 30°C/ 86°F.

GETTING TO JEWEL

Below are details on how to get to Jewel from within the airport, by car, taxi, ride-hailing, or public transport.

Upon arrival, there will be signage directing you to CONVERGE LIVE.

From Changi Airport Terminal 1

Jewel is connected to the Arrival Hall (level 1) of Terminal 1.

From Changi Airport Terminal 2

Jewel is a 5 to 10-minute walk via a link bridge from the Departure Hall (level 2) of Terminal 2 (near row 1).

From Changi Airport Terminal 3

Jewel is a 5 to 10-minute walk via a link bridge from the Departure Hall (level 2) of Terminal 3 (near row 11).

From Changi Airport Terminal 4

Take the free shuttle bus from Terminal 4 Arrival Lounge to Jewel/Terminal 1 (opposite Jewel level 2 drop off point).

The direct shuttle bus service (Terminal 4 – Jewel) is available from 6am to 12am daily.

From Crowne Plaza Changi Airport

Exit the Crowne Plaza Changi Airport hotel at Level 2 and turn right to the Jewel walkway.

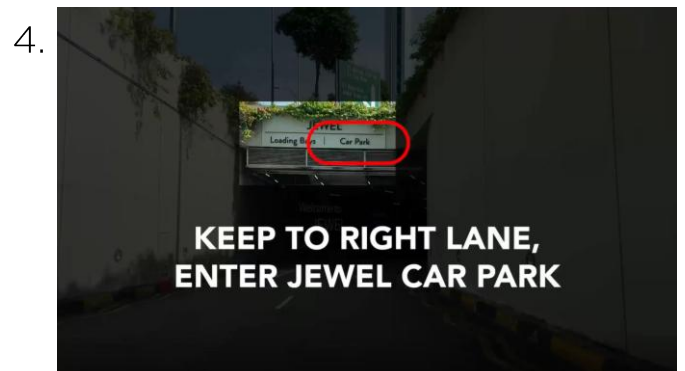
GETTING TO JEWEL

By Car

Reserved parking is available at Jewel Basement 5 Lobby F.

Complimentary parking coupons will be available for redemption at the CONVERGE LIVE registration counter.

For directions, please refer to [this video](#) or the guide below.



5.



6.




7.




8.



9.



10.



11.



GETTING TO JEWEL

By Taxi/Ride-Hailing

The nearest pick-up and drop-off point is the **Jewel Level 2 Pick-Up**, between pillars 7 and 8.

Ride-hailing apps available in Singapore include: Grab, Gojek, TADA, Ryde, and CDG Zig.

By Public Transport

Take the Mass Rapid Transport (MRT) to the Changi Airport Station (CG2). Upon exiting the station, Jewel is accessible via link bridges located at level 2 of Terminals 2 and 3.

There are two MRT lines that enable transfers to the Changi Airport Station (CG2):

Using the East-West Line (Green Line)

Take the MRT to the Tanah Merah Station (EW4).

Cross the platform to transfer to an airport-bound train.

Using the Downtown Line (Blue Line)

Take the MRT to the Expo Station (DT35).

Transfer to the eastbound East-West Line (Green Line) towards the Changi Airport Station (CG2).

CONVERGE LIVE APP

Hosted on Bizzabo



JOIN the *CONVERGE LIVE* Community



ACCESS the Full 2-Day Agenda



CONNECT & Arrange Meetings with Attendees



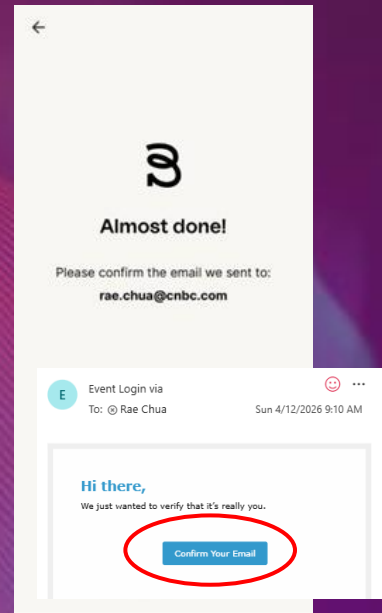
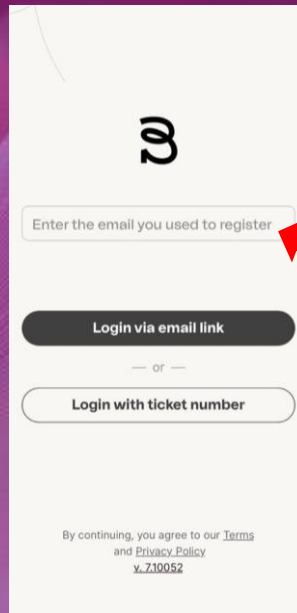

BOOK Experiences & more

Download the Bizzabo App to connect with fellow attendees and view the agenda and speakers

1. Scan the QR code on the right and sign in with your registered email.
2. Save your profile and enable alerts to receive real-time updates.

For a step-by-step instruction guide, please refer to the next page.

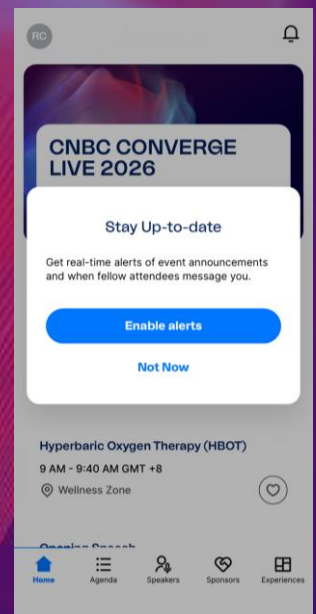
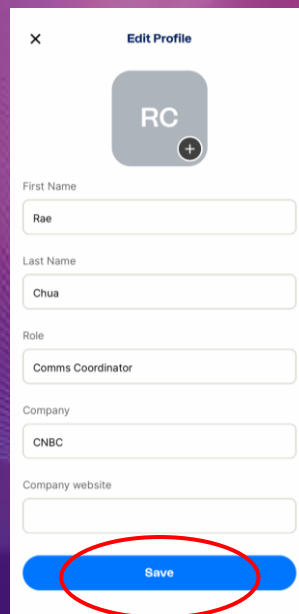




1. Scan the QR code, then tap the “Download” button to get the Bizzabo app from the App store.

2. Open the Bizzabo app and enter the email you used to register for CONVERGE LIVE.

3. An email will be sent to the same email address. Click the button to confirm your email address.

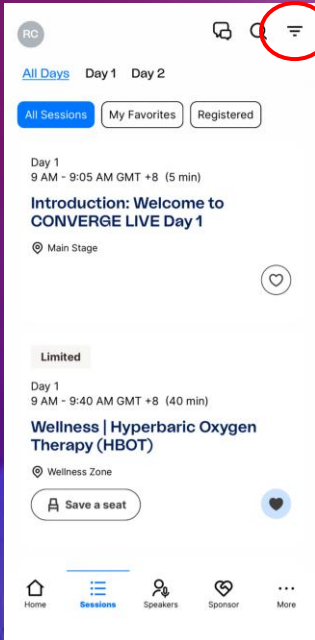


4. Reopen the Bizzabo app to be automatically logged in and see the screen above.

5. Review your pre-filled profile and tap “Save” to continue.

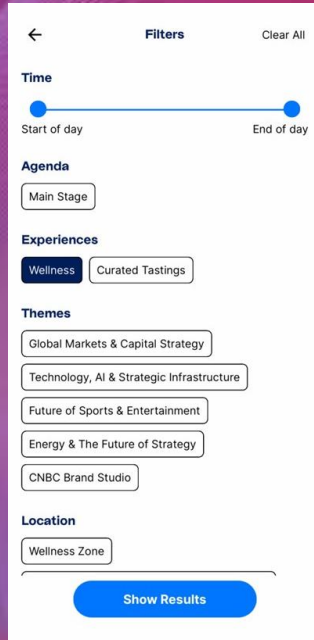
6. After saving, enable alerts to receive notifications. Allow notifications in your phone settings if prompted.

CONVERGE LIVE APP Features - Session



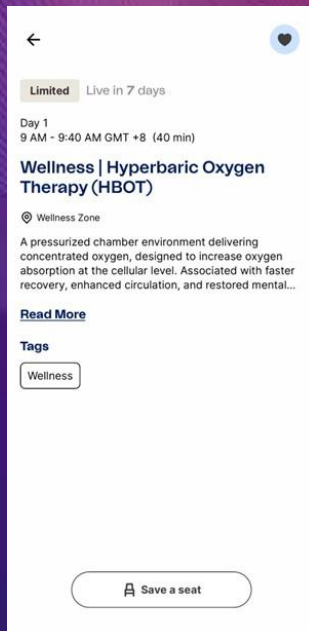
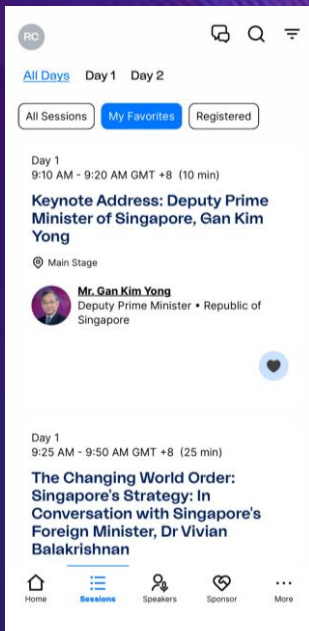
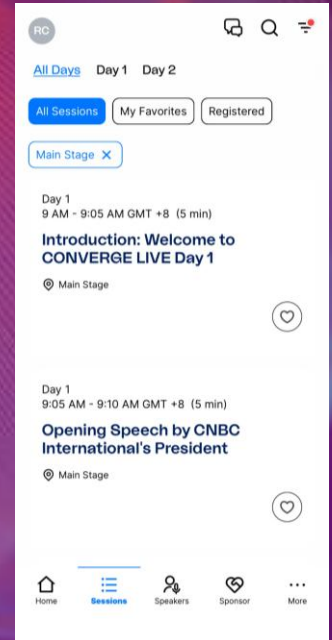
Tap “Sessions” in the bottom menu to view all panels and experiences.

Click on the filter button, circled in red, to refine your search.



The filter allows you to narrow your search according to the tags.

“Main Stage” allows you to filter all on-stage sessions, “Wellness” and “Curated Tastings” allows you to filter all event experiential activations. You can further narrow your searches by Themes and Locations.

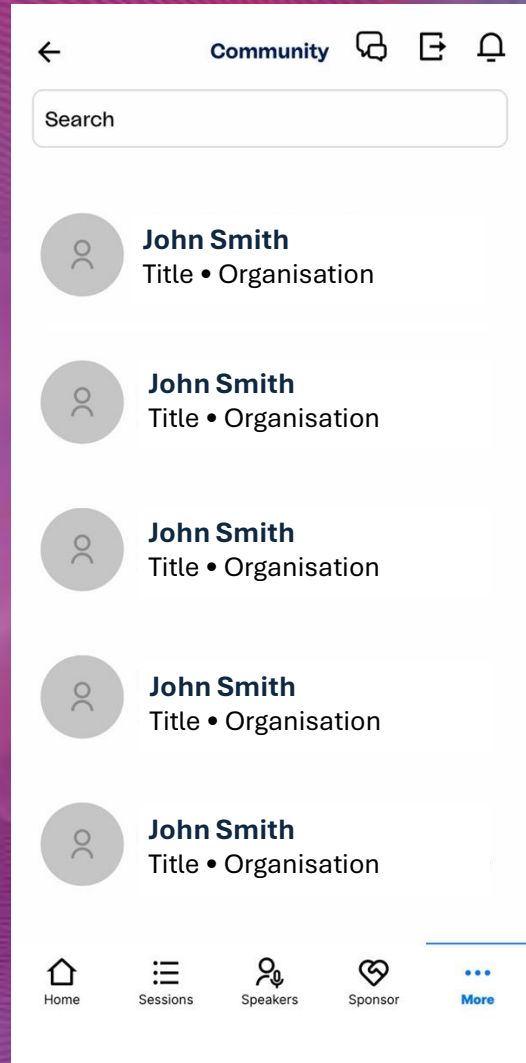


You can also favourite panels and reserve spots for experiences you’d like to attend.

Favourited sessions will appear under “My Favourites” and reserved experiences will appear under “Registered”

CONVERGE LIVE APP

Features - Community



The app also allows you to connect with other attendees.

To do so, tap “More” in the bottom menu, and click into “Community”.

Tap into the specific profiles and you may begin connecting with them via the chat feature.



CNBC

CONVERGE LIVE

For other enquiries, please refer to our [FAQ page](#),
or contact us at CONVERGE.LIVE@cnbc.com